

SiT9102AC for Ethernet

LVPECL oscillator for Gb-Ethernet and 10Gb-Ethernet



■ Features

- Low rms phase jitter (random) of 0.5 ps
- 125MHz, 156.25MHz, and 161.1328 MHz output frequencies
- Extended commercial temperature range, -20 to 70°C
- High frequency stability of ± 25 PPM
- Available in two industry standard packages: 5.0 x 3.2 x 0.75 mm and 7.0 x 5.0 x 0.90 mm
- All-silicon device with outstanding reliability of 2 FIT, 10x improvement over quartz-based devices, enhancing system MTBF
- Ultra short lead time
- Please refer to SiT9102 datasheet for other frequencies (up to 800 MHz) and signaling levels (LVDS, HCSL, CML)
- Custom frequencies, such as 156.25391 or 125.00625 MHz that improve throughput or eliminate bit errors are also available. Contact your local SiTime Sales Representative for more information.

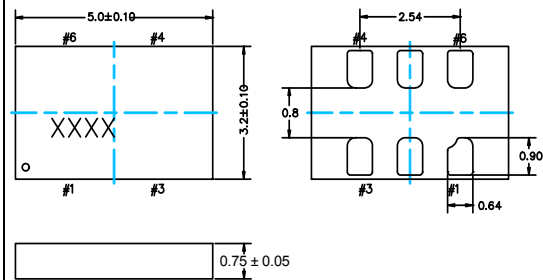


■ Specifications

Parameter	Symbol	Min.	Typ.	Max.	Unit	Condition
Output Frequency Range	f	–	125	–	MHz	
		–	156.25	–	MHz	
		–	161.1328	–	MHz	
Frequency Tolerance	F_tol	-25	–	+25	PPM	Inclusive of: Initial tolerance, operating temperature, rated power, supply voltage change, load change, aging (1st yr @25°C), shock and vibration.
Aging	Ag	-1.0	–	1.0	PPM	1st year at 25°C
Storage Temperature Range		-55	–	+125	°C	
Operating Temperature Range	T_use	-20	–	+70	°C	Extended Commercial
		-40	–	+85	°C	Please contact SiTime
Supply Voltage	Vdd	2.25	2.5	2.75	V	
		2.97	3.3	3.63	V	
Current Consumption	Idd		75	84	mA	Vcc = 3.3V or 2.5V. Excluding load termination current
Standby Current	I_std	–	–	10	μA	
Duty Cycle	DC	45	50	55	%	
Rise/Fall Time	Tr, Tf	100	150	300	ps	Vdd = 3.3V, 20% - 80% Vdd level
		100	150	300	ps	Vdd = 2.5 V, 20% - 80% Vdd level
Output High Voltage	VOH	Vdd - 1.1	–	Vdd - 0.7	V	50 Ohm termination to GND, see figure 1 and 2.
Output Low Voltage	VOL	Vdd - 2.0	–	Vdd - 1.4	V	
Pk-Pk Output Voltage Swing	Vsw	600	800	1000	mV	
Input Voltage High	VIH	70%	–	–	Vdd	Pin 1, OE
Input Voltage Low	VIL	–	–	30%	Vdd	Pin 1, OE
Startup Time	T_osc	–	–	10	ms	Measured from the time Vdd reaches its rated minimum value
RMS Phase Jitter (random)	T_jitt	–	0.5	–	ps	f = 156.25 or 161.1328 MHz, BW: 1.875 MHz to 20 MHz
RMS Period Jitter	P_jitt	–	1.3	1.8	ps	f = 156.25 or 161.1328 MHz, BW: 1.875 MHz to 20 MHz

■ Dimensions, Pin Description and Land Pattern

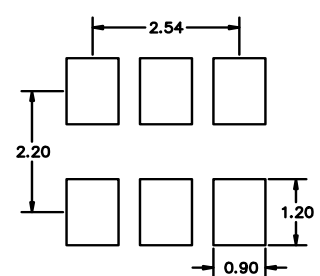
Dimensions (Unit: mm)^[1]
5.0 x 3.2 x 0.75 mm



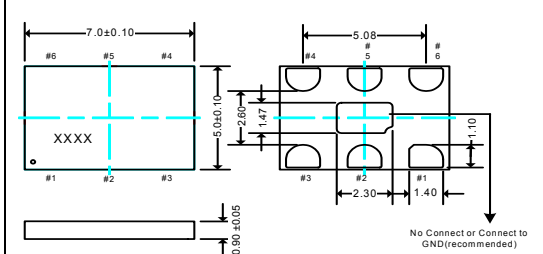
Pin Map	
Pin	Connection
1	OE
2	No Connect
3	GND
4	OUT+
5	OUT-
6	Vdd

Pin #1 Functionality	
OE	
H or Open	specified frequency output
L	output is high impedance

Recommended Land Pattern (Unit: mm)^[2]



Dimensions (Unit: mm)^[1]
7.0 x 5.0 x 0.90 mm



Recommended Land Pattern (Unit: mm)^[2]

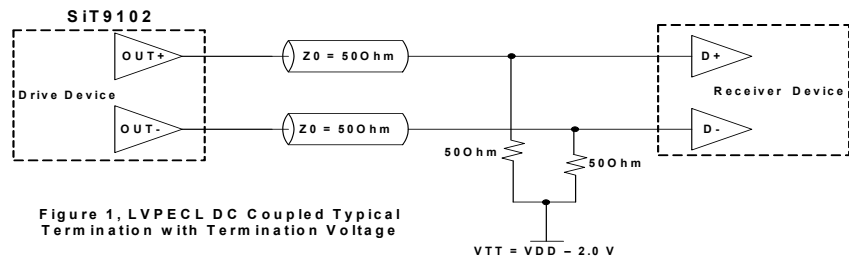
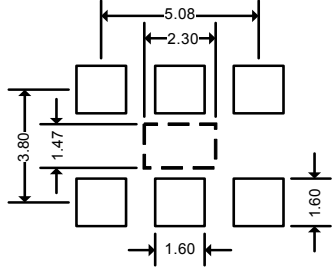


Figure 1, LVPECL DC Coupled Typical Termination with Termination Voltage

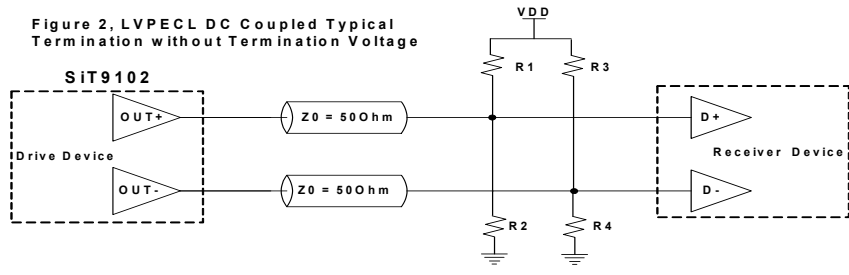


Figure 2, LVPECL DC Coupled Typical Termination without Termination Voltage

VDD = 3.3V
R1 = R3 = 133 Ohm
R2 = R4 = 82 Ohm
VDD = 2.5V
R1 = R3 = 250 Ohm
R2 = R4 = 62.5 Ohm

Notes:

- XXXX top marking denotes manufacturing lot number.
- A capacitor of value 0.1 μF between Vdd and GND is recommended.

Ordering Part number	Frequency (MHz)	Package size (mm)	Vdd (V)	Feature Pin
SiT9102AC-142N33E125.00000T	125	7.0 x 5.0 x 0.90	3.3	OE
SiT9102AC-132N33E125.00000T	125	5.0 x 3.2 x 0.75	3.3	OE
SiT9102AC-142N25E125.00000T	125	7.0 x 5.0 x 0.90	2.5	OE
SiT9102AC-132N25E125.00000T	125	5.0 x 3.2 x 0.75	2.5	OE
SiT9102AC-142N33E156.25000T	156.25	7.0 x 5.0 x 0.90	3.3	OE
SiT9102AC-132N33E156.25000T	156.25	5.0 x 3.2 x 0.75	3.3	OE
SiT9102AC-142N25E156.25000T	156.25	7.0 x 5.0 x 0.90	2.5	OE
SiT9102AC-132N25E156.25000T	156.25	5.0 x 3.2 x 0.75	2.5	OE
SiT9102AC-142N33E161.13280T	161.1328	7.0 x 5.0 x 0.90	3.3	OE
SiT9102AC-132N33E161.13280T	161.1328	5.0 x 3.2 x 0.75	3.3	OE
SiT9102AC-142N25E161.13280T	161.1328	7.0 x 5.0 x 0.90	2.5	OE
SiT9102AC-132N25E161.13280T	161.1328	5.0 x 3.2 x 0.75	2.5	OE

© SiTime Corporation 2009. The information contained herein is subject to change at any time without notice. SiTime assumes no responsibility or liability for any loss, damage or defect of a Product which is caused in whole or in part by (i) use of any circuitry other than circuitry embodied in a SiTime product, (ii) misuse or abuse including static discharge, neglect or accident, (iii) unauthorized modification or repairs which have been soldered or altered during assembly and are not capable of being tested by SiTime under its normal test conditions, or (iv) improper installation, storage, handling, warehousing or transportation, or (v) being subjected to unusual physical, thermal, or electrical stress.

Disclaimer: SiTime makes no warranty of any kind, express or implied, with regard to this material, and specifically disclaims any and all express or implied warranties, either in fact or by operation of law, statutory or otherwise, including the implied warranties of merchantability and fitness for use or a particular purpose, and any implied warranty arising from course of dealing or usage of trade, as well as any common-law duties relating to accuracy or lack of negligence, with respect to this material, any SiTime product and any product documentation. Products sold by SiTime are not suitable or intended to be used in a life support application or component, to operate nuclear facilities, or in other mission critical applications where human life may be involved or at stake. All sales are made conditioned upon compliance with the critical uses policy set forth below.

CRITICAL USE EXCLUSION POLICY
 BUYER AGREES NOT TO USE SITIME'S PRODUCTS FOR ANY APPLICATION OR IN ANY COMPONENTS USED IN LIFE SUPPORT DEVICES OR TO OPERATE NUCLEAR FACILITIES OR FOR USE IN OTHER MISSION-CRITICAL APPLICATIONS OR COMPONENTS WHERE HUMAN LIFE OR PROPERTY MAY BE AT STAKE.

SiTime owns all rights, title and interest to the intellectual property related to SiTime's products, including any software, firmware, copyright, patent, or trademark. The sale of SiTime products does not convey or imply any license under patent or other rights. SiTime retains the copyright and trademark rights in all documents, catalogs and plans supplied pursuant to or ancillary to the sale of products or services by SiTime. Unless otherwise agreed to in writing by SiTime, any reproduction, modification, translation, compilation, or representation of this material shall be strictly prohibited.